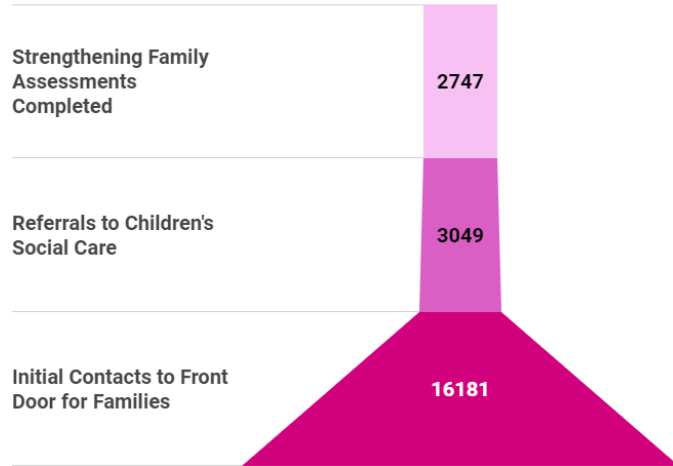
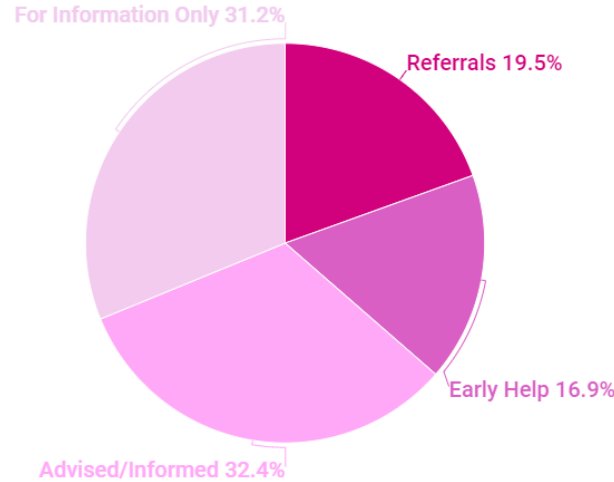


Brighton and Hove BHSCP Annual Report 2019-20

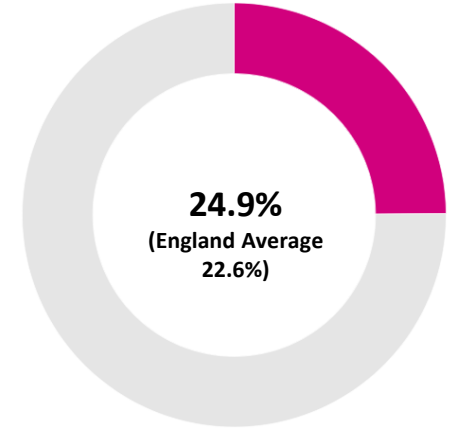
Initial Contacts, Referrals and Assessments



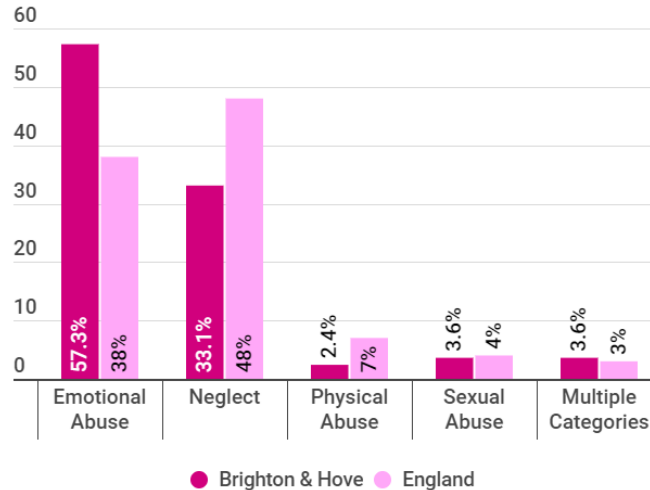
Initial Contacts by Outcome



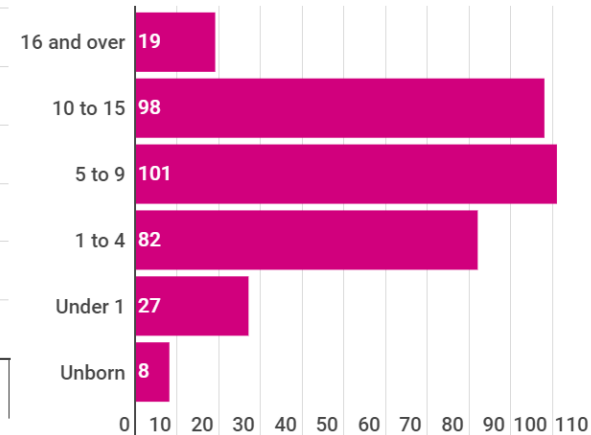
Re-Referrals to Children's Social Care



Children Subject of a CP Plan by Category of Abuse



Children Subject of a CP Plan by Age



510

Early Help Assessments completed year ending 31st March 2020



1,431

Children and young people who were receiving support from any Early Help Service



335

Children subject of a child protection plan at 31st March 2020, up from 315 at 31st March 2019

Brighton and Hove BHSCP Annual Report 2019-20

Children Missing from Education




30

30 Children Missing from Education under Criteria 1 and 2

Criteria 1: 11 pupils known to be not on roll and missing

Criteria 2: 19 children who were reported to have come off roll from a school with an unconfirmed destination in another authority.

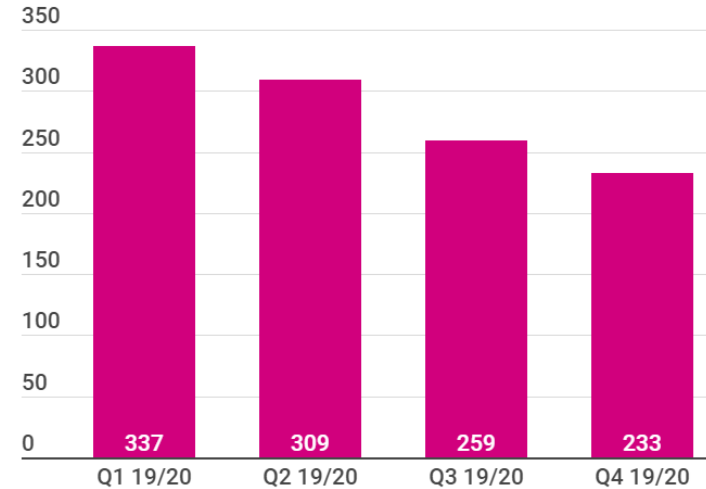
Sessions (half days) missed through fixed term exclusion 2018/19



● Primary Schools ● Secondary Schools

5.5% of pupils received a fixed term exclusion in 2017/18 (latest published data), above the national average of 4.8%.

Under 18 Missing Reports 2019-20



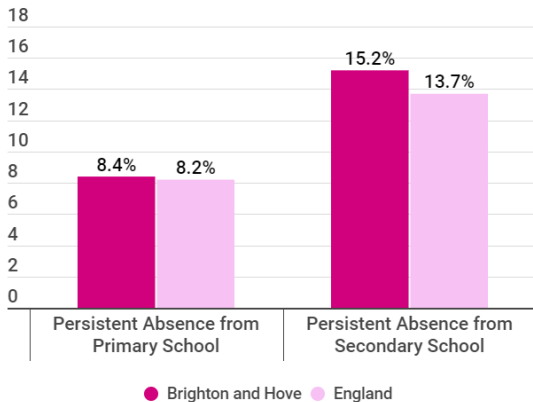
Pupils Educated at Home



294

Children educated at home at 31st March 2020, up from 223 at 31st March 2019

Absence from School 2019/20



A pupil is classified as a persistent absentee if they miss 10 per cent or more of their possible sessions (i.e. 90% attendance).

CAMHS Caseload



1,340

Cases open to CAMHS at 31st March 2020, up from 1,065 at 31st March 2019



69

Young people in the transition process to Adults Services at 31st March 2020

Referrals to CSARC



69

Children Referred to CSARC during year ending 31st March 2020



30

Children Seen

Single Combined Assessment of Risk Forms (SCARFs)

